

VOCABULARY ACTIVITY

Vocabulary Activity

This vocabulary activity can be used with any word list. Use it to introduce one word per day or to introduce all five at once. Find the editable template of this resource in Google Drive, [here](#).

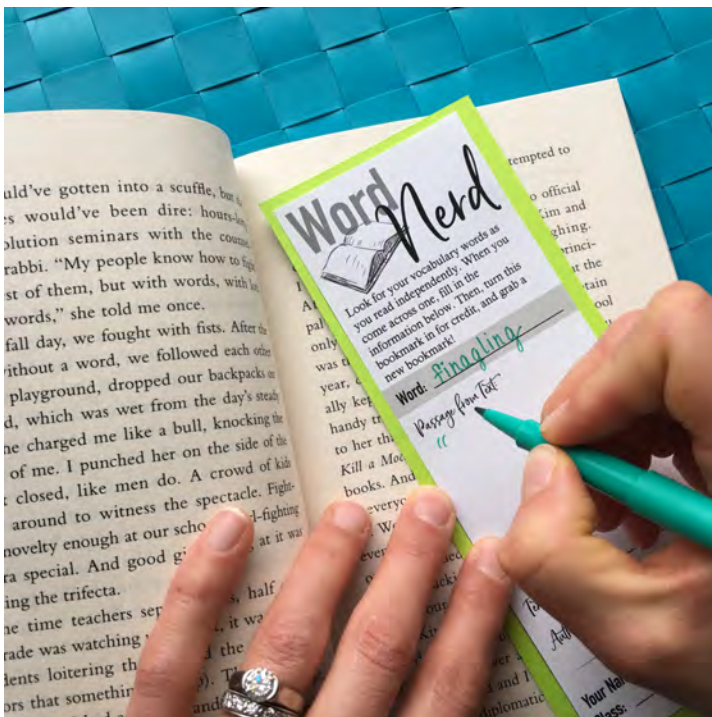
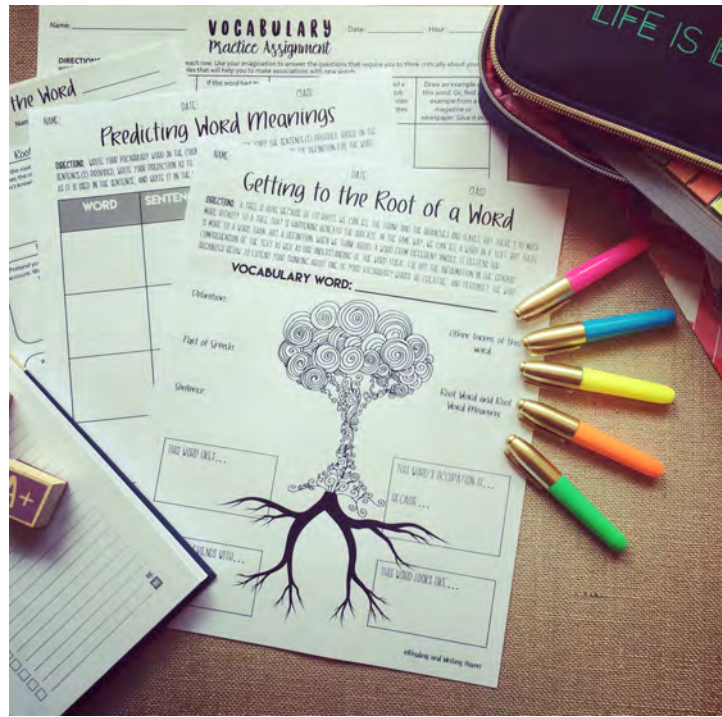
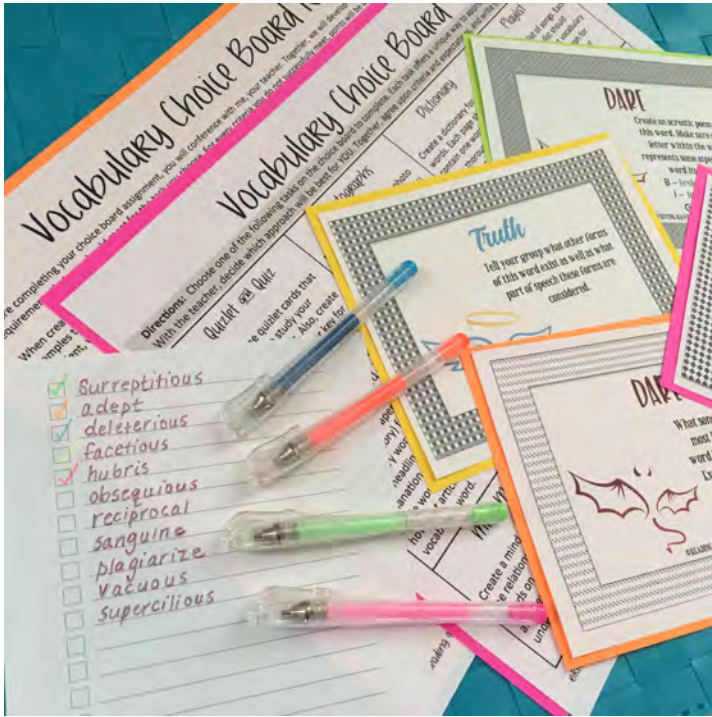
Consider using this vocabulary activities in learning centers, stations, gallery walks, or as bell ringers. It can be applied to any content area and is intended to get students thinking about their words from different angles.

You may wish to tell students that their examples should be different from their associations just to maximize their critical thinking about the word.

Use this resource with other vocabulary activities, [like these](#), to spice up word work in middle and high school!

The Ultimate Differentiated VOCABULARY BUNDLE

©READING and WRITING HAVEN



Vocabulary Activities Bundle

OVERVIEW OF CONTENTS

Looking for more high-interest vocabulary activities to supplement any Tier 2 vocabulary list? Try my ultimate differentiated vocabulary bundle. After I created the first group of resources and saw how successful they were with my students, I couldn't stop making them. I decided that having a plentiful amount of vocabulary practice resources was important – especially the kind that are creative and engaging.

Teachers can use these differentiated, brain-based learning tools to supplement their existing vocabulary curriculums. Activities included can be used as station activities, literacy center exercises, bell ringers, formative assessments, exit slips, sub plans, review lessons, fast-finisher activities, and more. My students always look forward to our vocabulary activities, and I hope yours do as well.

These resources can be appropriate for multiple grade levels. I created them for ninth graders, but they can work for junior high students or older high school students, depending on their maturity and ability to think abstractly.

Differentiated Vocabulary Practice Task Cards and Assignments for Any Word List

1. **Task cards** – Use them frequently to provide your students with meaningful practice and review opportunities.
2. **Getting cozy with a word** – An assignment students can complete on their own for a word they find challenging.
3. **Getting to the root of a word** – Exploring word parts can help students understand the makeup of vocabulary.
4. **Predicting word meanings** – An inductive learning assignment to use before introducing your list.
5. **Bio of a word** - Another quick practice activity with creative thinking questions

Differentiated Vocabulary Practice with Truth or Dare and a Choice Board Activity

1. **Vocabulary truth or dare**– A fun and engaging review activity.
2. **Extension activity**– Help students focus on difficult words. Details included on the Note to Teacher page.
3. **Getting to the root of a word** – Exploring word parts can help students understand the makeup of vocabulary.
4. **Vocabulary choice board** – Differentiated by learning styles. Includes a rubric template which allows students to set the rigor with the approval of the teacher.

Brain-Based Vocabulary Activities for High School: Speed Dating, Game, Continuum

1. **Continuum and extension**– Helps students identify areas of confusion. Set learning goals.
2. **Game board**– Allow students repetition with their words while working with small groups.
3. **Speed dating** – Challenge your students to REALLY show understanding by thinking abstractly. Editable questions.

Fun Vocabulary Practice Activities for Any Word List

1. **Dice game**– Work interpersonally to review words. Based on Bloom's Taxonomy. One die required.
2. **Definition doodle** – Focus on making memorable connections with words.
3. **Picture association**– Pictures help students make meaningful associations. Can be conducted as a whole class, partner, small group, or individual lesson. Two versions included for your convenience.
4. **Word Nerd bookmarks** – Encourage students to look for their vocabulary while reading independently. Extra credit!

Sticky Word Vocabulary Activity

1. **Post-It Template**– Allow students to review weekly, monthly, or yearly vocabulary words with this fun Post-It activity that can be played as a whole class, with partners, or individually.

TERMS OF USE



Thank you for your purchase! I appreciate your support and want you to be happy with your resource. If for any reason you are displeased, need a change in font or sizing, or would like a different format, please email me at readingandwritinghaven@gmail.com or contact me through my Q & A tab on TpT.

If you are experiencing technical difficulties, please contact TpT directly through the link at the bottom of their web page.

Included in this file is my work, along with other artists' fonts and graphics. I have a license for fonts, images, sounds, and/or graphics. Therefore: Purchase of this product is for use by **one classroom or homeschool** only. Additional licenses may be purchased at a discounted rate on TpT for school or department use.

Custom requests and tweaks will be considered on a case-by-case basis. I will do my best to accommodate, but I am teaching also, so the length of time it would take to make the adjustments will factor into whether or not I can do so for an additional fee.

This resource may not be posted on the Internet or disseminated in any other form. Thank. You for respecting the hard work of others.

I love feedback! If you leave feedback on this item, you also earn credits with TpT for future purchases. Mostly, I love hearing how teachers are using these resources in their classrooms. If you have photos to share on social media, please tag me. I can't wait to see your students in action.

You can follow my blog, Reading and Writing Haven, for more ELA resources, lesson plan ideas, and English-café talk.

Thank you for partnering with me to provide a quality and engaging 21st century learning experience for our students.

As always, I love working with you to create authentic learning experiences for students. Meaningful learning from my classroom to yours.

Melissa

